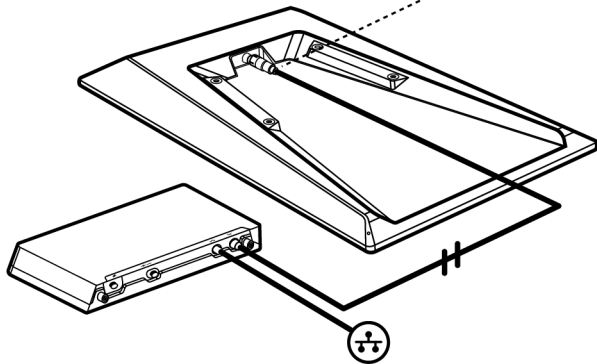
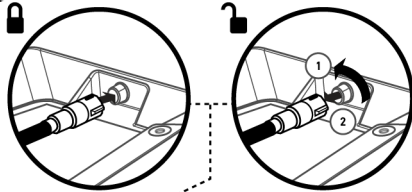
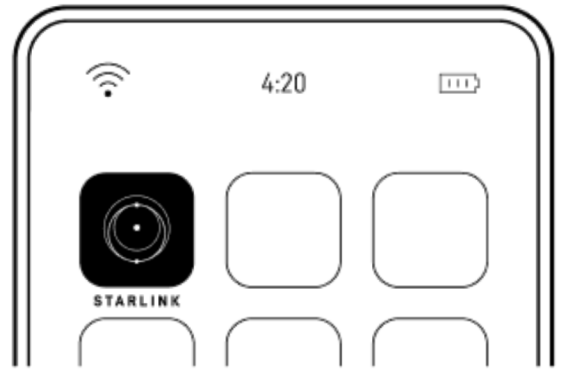


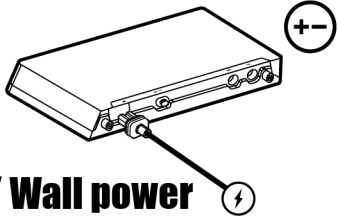
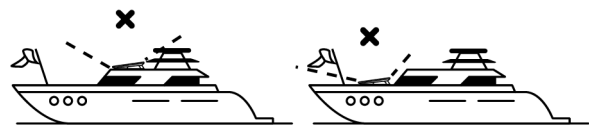

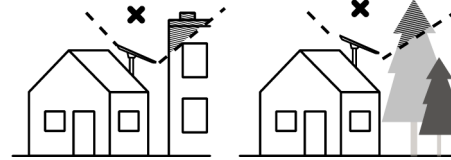
# Starlink Performance Generation 3



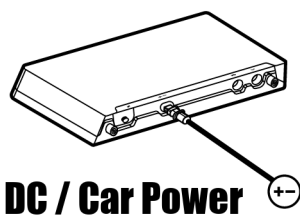
setup.starlink.com



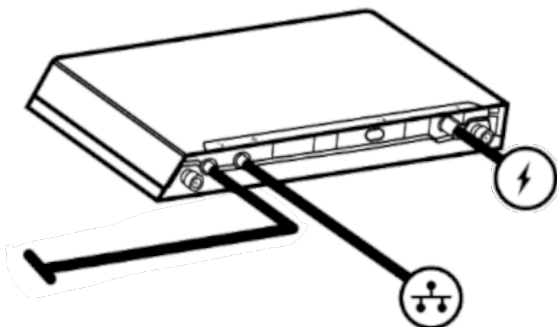
**Face Towards  
The North-  
North-East**  
The App May Ask  
You To Adjust  
Under  
"Obstructions",  
then "Align  
Starlink"



**AC / Wall power**



**DC / Car Power**



**Ethernet Cable To Router**



## Check Plug Shapes

Multiple Cables Look Similar But Are Different  
Ensure The Correct Plugs Are Inserted To The  
Correct Ports





## No Starlink Account Needed

The WiFi name and password can be configured  
through the app without an account, or by our  
support agents at (941)-306-2178

## Trouble Mounting Advanced Power Supply Unit?

Scan The QR Code And Follow  
Starlink's Installation  
Instructions



**More Questions?  
Instruction Video  
Coming Soon**  
Check The SPS Youtube  
Channel For Updates