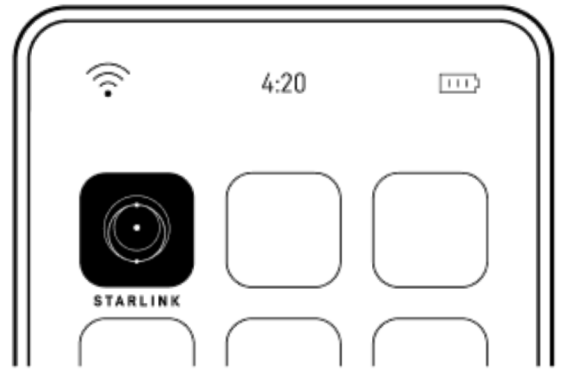


Starlink High Performance Generation 2

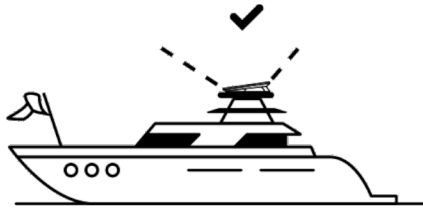
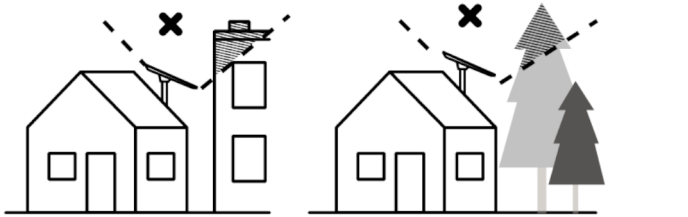


setup.starlink.com



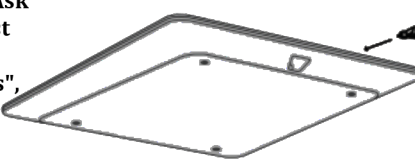
**Face Towards
The North-
North-East**

The App May Ask
You To Adjust
Under
"Obstructions",
then "Align
Starlink"



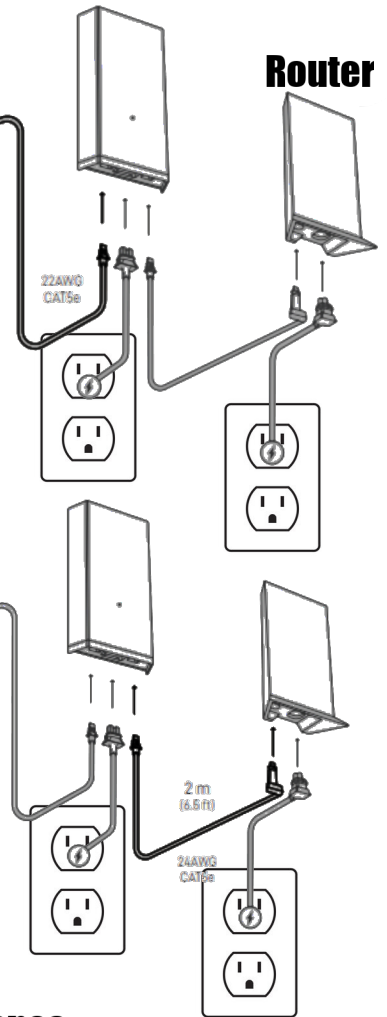
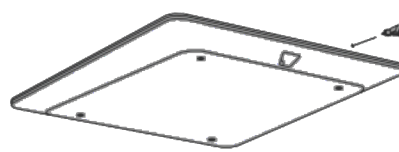
Power Module

Router



Starlink Dish

8 m
(26.2ft)



No Starlink Account Needed

The WiFi name and password can be configured through the app without an account, or by our support agents at (941)-306-2178



Check Plug Shapes

Multiple Cables Look Similar But Are Different
Ensure The Correct Plugs Are Inserted To The Correct Ports

**More Questions?
Watch our Instruction
Video**



CONNECTA
Satellite Solutions