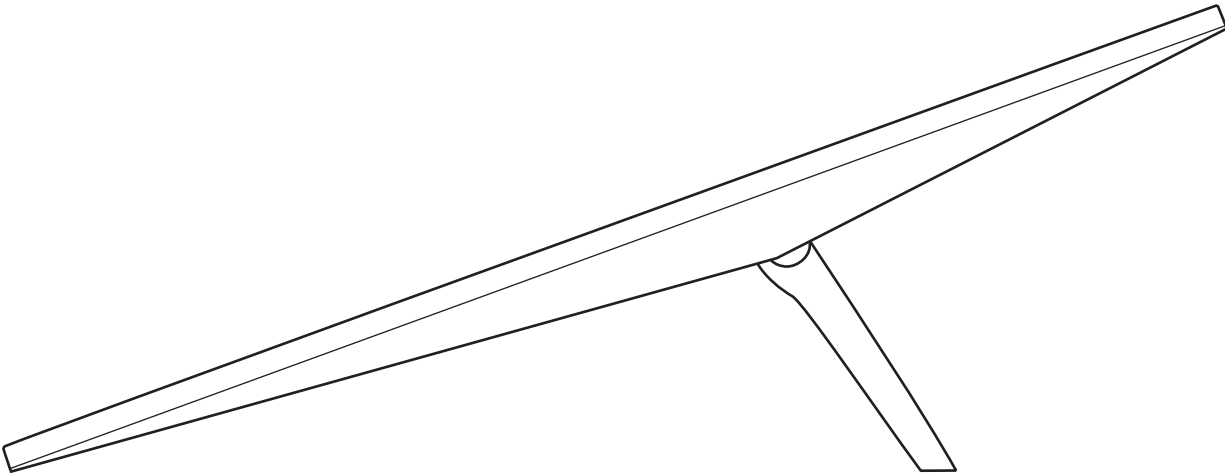


STARLINK | STANDARD ACCESSORIES



Available to purchase after receiving your order confirmation email.

The Starlink Standard Wall Mount is designed for installation on an exterior wall near the top of the gable or fascia. This wall mount can accommodate a 4" overhang maximum and offers a secure, long-reaching platform to optimize the placement of your Starlink for the best connectivity and performance.

Crafted from durable, weather-resistant materials, the mount ensures a sturdy and enduring foundation for your Starlink, capable of withstanding various environmental conditions. Its elongated design allows for greater flexibility in positioning, enabling easy alignment and adjustment to maximize signal reception.

Easy to install and adjust, the wall mount comes with all necessary hardware and instructions, simplifying the setup process for a hassle-free experience.

**Compatibility:**

Starlink Standard, 4" Overhang Maximum

**Kit Contents:**

Wall Mount, Silicone,  
2x Lag Screws, 20x Cable Routing Clips

**Recommended Tools:**

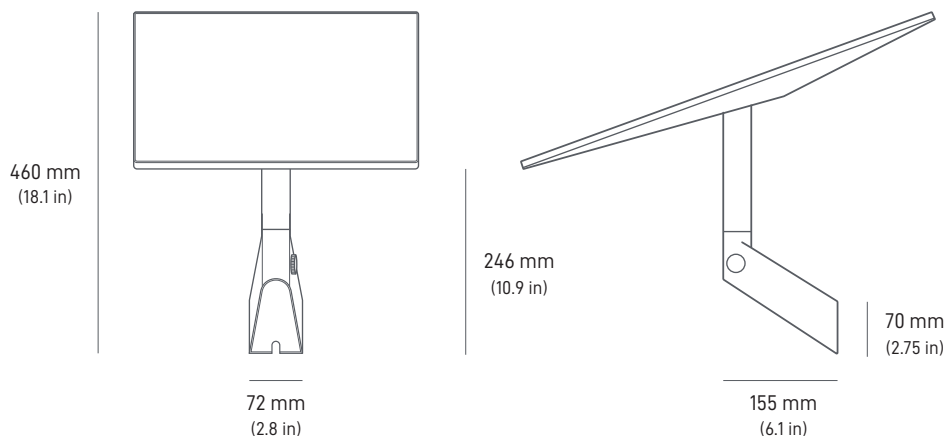
Drill, 6 mm (1/4 in) Drill Bit,  
9/16 in Hex Socket, Marker, Level

**Package Dimensions:**

280 x 470 x 105 mm (1.1 x 18.5 x 4.1 in)

**Package Weight:**

1.6 kg (3.5 lbs)



The Starlink Standard Pivot Mount is perfect for installation on slanted, shingled roofs. Designed for ease of use and flexibility, the Pivot Mount swiveling mechanism enables effortless fine-tuning, adapting to various angles and directions, thus maximizing the performance of your Starlink.

Crafted from durable, weather-resistant materials, the mount ensures a sturdy and enduring foundation for your Starlink, capable of withstanding various environmental conditions. Its elongated design allows for greater flexibility in positioning, enabling easy alignment and adjustment to maximize signal reception.

The Pivot Mount is engineered for easy installation and is accompanied by all necessary hardware and user-friendly instructions, ensuring a hassle-free setup process.

**Compatibility:**

Starlink Standard

**Kit Contents:**

Pivot Mount, 2x Sealant Tape Squares,  
2x Sealant Tape Strips, 2x Lag Screws,  
20x Cable Routing Clips

**Recommended Tools:**

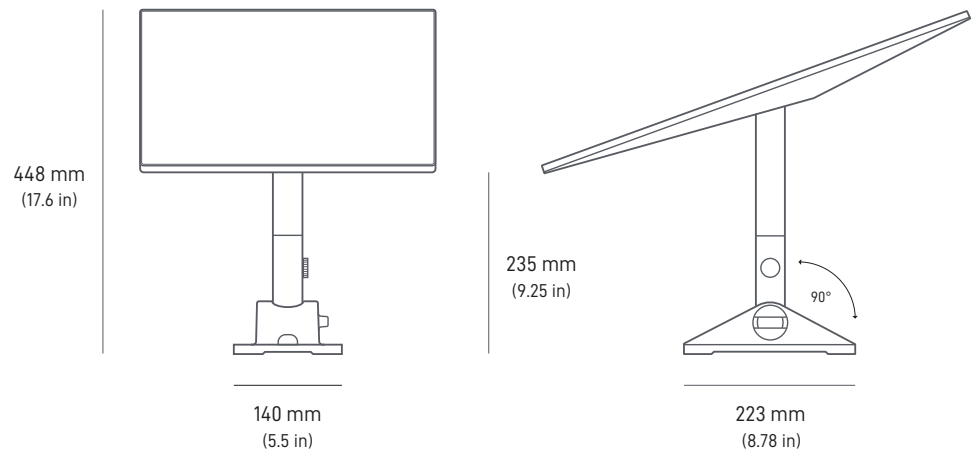
Drill, 6 mm (1/4 in) Drill Bit,  
9/16 in Hex Socket, Marker, Level

**Package Dimensions:**

280 x 470 x 105 mm (1.1 x 18.5 x 4.1 in)

**Package Weight:**

1.9 kg (4.2 lbs)



The Starlink Standard Pipe Adapter is designed to attach to any existing pole with a minimum diameter of 31 mm (1.25 in) and a maximum diameter of 63.5 mm (2.5 in). This adaptable and sturdy device allows seamless installation onto a variety of pole sizes, offering flexibility and ease in positioning your Starlink for optimal performance.

Crafted from durable, weather-resistant materials, the mount can ensure a sturdy and enduring foundation for your Starlink, capable of withstanding various environmental conditions.

The Starlink Pipe Adapter is engineered for easy installation and is accompanied by all necessary hardware and user-friendly instructions, ensuring a hassle-free setup process.

PIPE NOT INCLUDED. ONLY INTENDED TO BE USED WITH METAL PIPES, NOT PVC AND PLASTIC PIPES

**Compatibility:**

Starlink Standard

**Kit Contents:**

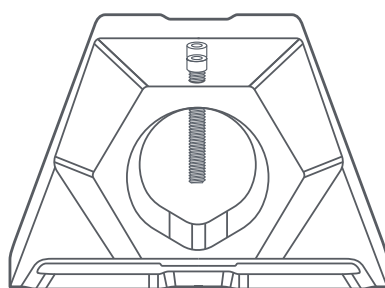
Pipe Adapter Mount, Allen Key,  
20x Cable Routing Clips

**Package Dimensions:**

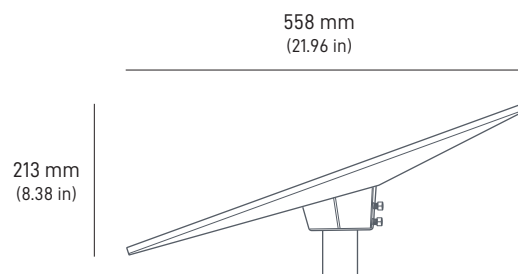
250 x 179 x 113 mm (9.8 x 7.0 x 4.4 in)

**Package Weight:**

0.971 kg (2.14 lbs)



31 mm - 63 mm  
(1.25 in - 2.5 in)



The Ridgeline Mount requires no drilling and is designed to sit on the top ridge of a gable roof. Held in place by ballast weights, the mount is ideal when you are unable or unwilling to drill holes in a roof. The mount works great with metal and shingled roofs with slopes less than 45 degrees, but is not recommended for clay tile roofs.

With a wind rating of up to 80 kph (50 mph), this mount supports most installation needs.

**Compatibility:**

Starlink Standard

**Kit Contents:**

Ridgeline Mount, 4x Ballast Weights,  
20x Cable Routing Clips

**Package Dimensions:**


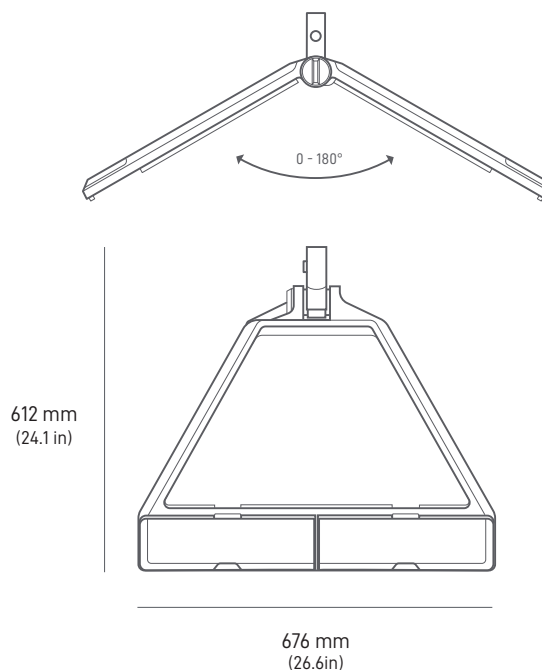
Mount: 756 x 656 x 101.4 mm (29.8 x 25.8 x 4.0 in)

Ballast: 424 x 124 x 189 mm (16.7 x 4.9 x 7.4 in)

**Package Weight:**

Mount: 5.8 kg (12.8 lbs)

Ballast: 25.3 kg (55.8 lbs)



The Mobility Mount is designed to create a waterproof seal and protect against water ingress when permanently mounting to wood, fiberglass, metal, plastic and slotted rails on vehicle racks. The Mobility Mount features stainless steel fasteners, which are corrosion resistant to support harsh environments. This durable and versatile mount also supports an 8 degree mounting angle to maintain a signal during extreme and wet weather conditions.

**Compatibility:**

Starlink Standard

**Kit Contents:**


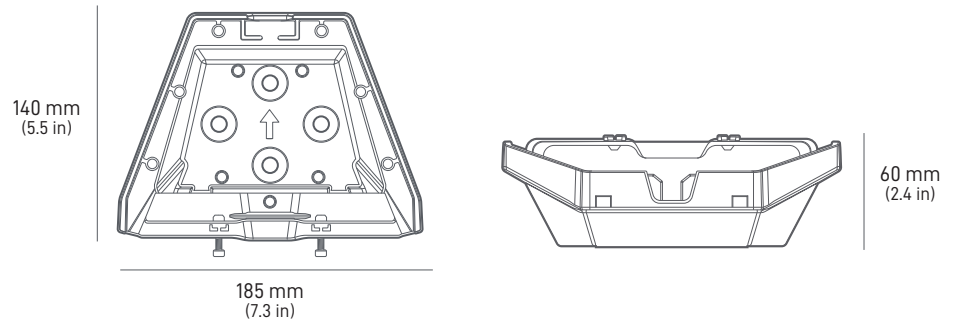
Mobility Mount, Screwdriver, 4x Bolts, 4x Nyloc Nuts, 4x Lag Screws, 4x Sealing Washers

**Package Dimensions:**

Mount: 185.5 x 249.9 x 86 mm (7.3 x 9.8 x 3.4 in)

**Package Weight:**

Mount: 880 g (1.94 lbs)





The Standard X-frame Base is designed to support a ground level installation or a quick setup. Crafted from durable, weather-resistant materials, the mount ensures a sturdy and enduring foundation for your Starlink, capable of withstanding various environmental conditions.

The Standard X-Frame Base is engineered for easy installation and is accompanied by all necessary hardware and user-friendly instructions, ensuring a hassle-free setup process.

**Compatibility:**

Starlink Standard

**Kit Contents:**

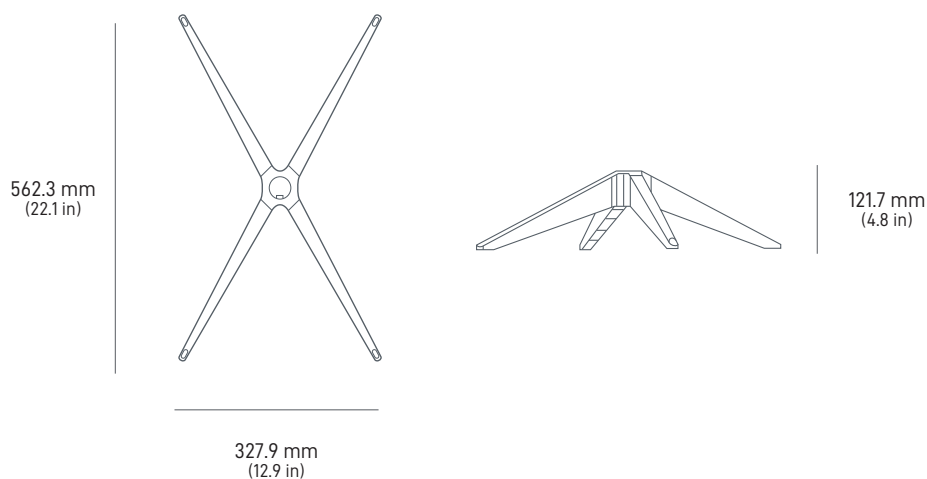
X-Frame Base, Mast Adapter, Mast

**Package Dimensions:**

380 x 640 x 145 mm

**Package Weight:**

2.9 kg (6.4 lbs)



The Standard to Standard Actuated Mount Adapter is designed to attach to an existing mount for Standard Actuated kit, without needing to replace the mount. It is recommended primarily for customers who have an existing mount installed for the standard actuated kit, but need to replace or install the newer Standard kit.

The Standard to Standard Actuated Mount Adapter is engineered for easy permanent installation and is accompanied by all necessary hardware including a mast, and user-friendly instructions, ensuring a hassle-free setup process.

Note - For customers buying a new Standard kit and looking for a new mount (i.e. who do not have standard actuated mount installed or do not want to reuse it), we recommend buying a mount designed for the Standard kit, instead of this adapter mount.

**Compatibility:**

Starlink Standard Actuated Mounts: Short Wall Mount, Long Wall Mount, Pivot Mount, Ground Pole Mount, Ridgeline Mount

**Kit Contents:**

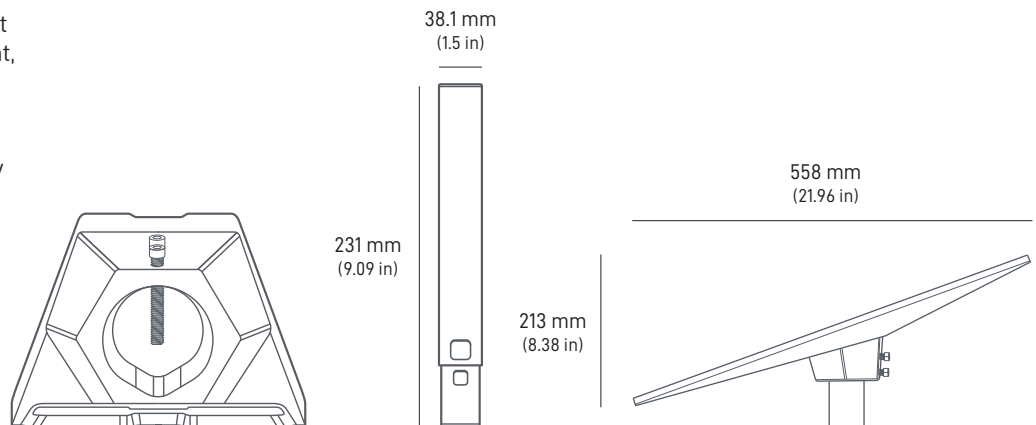
Pipe Adapter Mount, Mast Tube, Allen Key

**Package Dimensions:**

363 x 236 x 113 mm (14.3 x 9.3 x 4.4 in)

**Package Weight:**

1.4 kg (3.1 lbs)





The Router Mount is designed to mount the Gen 3 Router directly to a wall or other surface.

It is ideal for home or office use when no desk space is available, or for mobility applications where space efficiency is paramount.

Once the Router Mount is installed, the Gen 3 Router is easily snapped into place and cable retention ensures the cables are not accidentally pulled out.

**Compatibility:**

Gen 3 Router

**Kit Contents:**

Router Mount, 2x Screws,  
2x Drywall Anchors

**Recommended Tools:**

Drill, Marker, #2 Phillips Screwdriver, 4 mm  
(5/32 in) Drill bit (no anchors) or 7 mm  
(9/32 in) Drill bit (wall anchors)

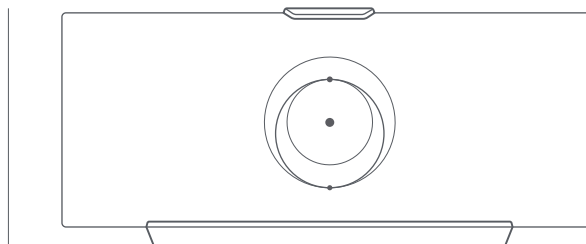
**Package Dimensions:**

250 x 165 x 85 mm (9.8 x 6.5 x 3.3 in)

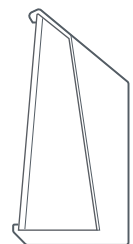
**Package Weight:**

0.34 kg (0.75 lbs)

132.5 mm  
(5.2 in)



298.6 mm  
(11.76 in)



66 mm  
(2.60 in)



The Power Supply Mount is designed to mount the power supply directly to a wall or other surface.

It is ideal for your home or office use when no desk space is available, or for mobility applications where space efficiency is paramount.

Once the Power Supply Mount is installed, the power supply is easily snapped into place and cable retention ensures the input power cable is not accidentally pulled out.

**Compatibility:**

Starlink Standard Power Supply

**Kit Contents:**

Power Supply Mount, 2x Screws,  
2x Drywall Anchors

**Recommended Tools:**

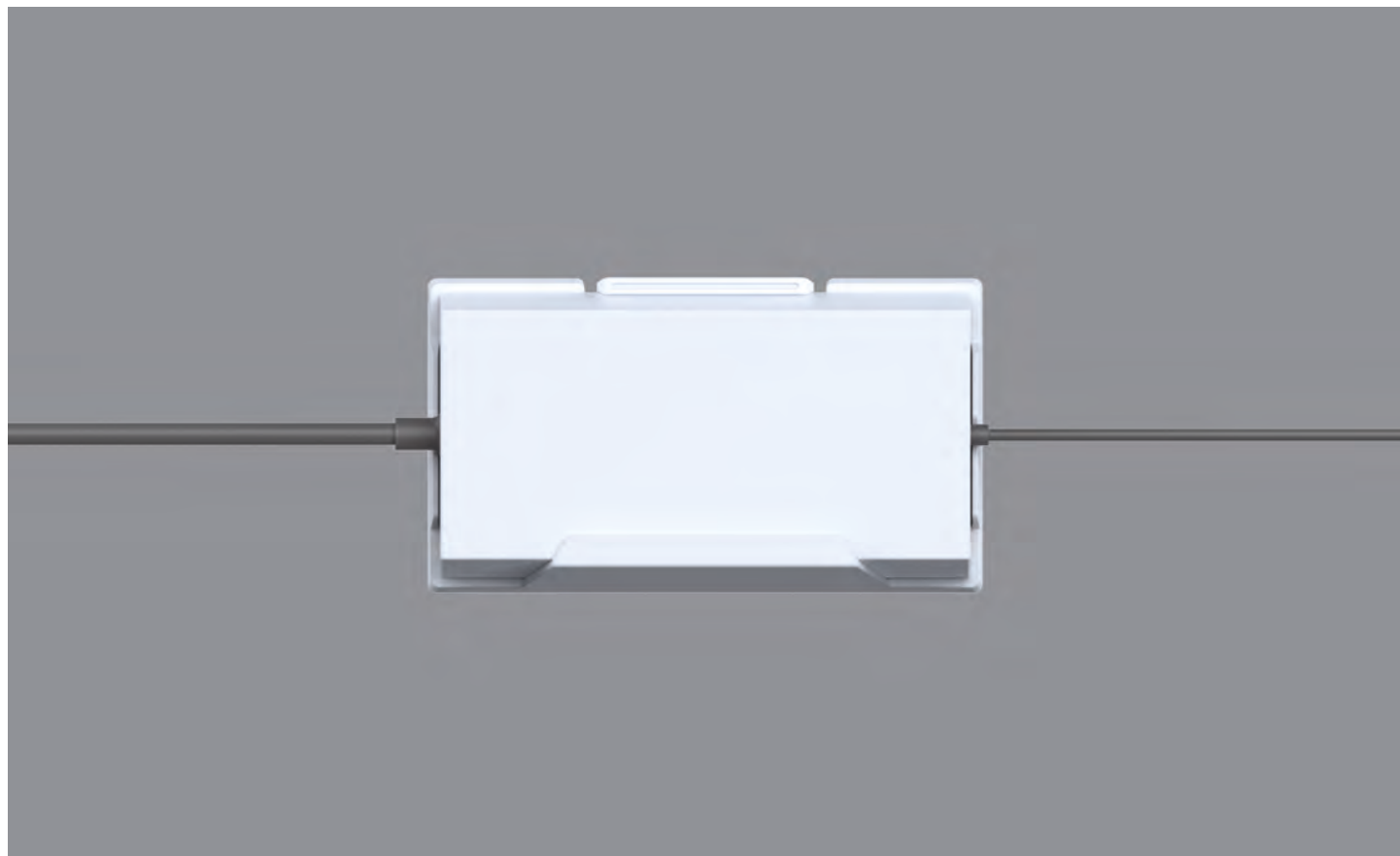
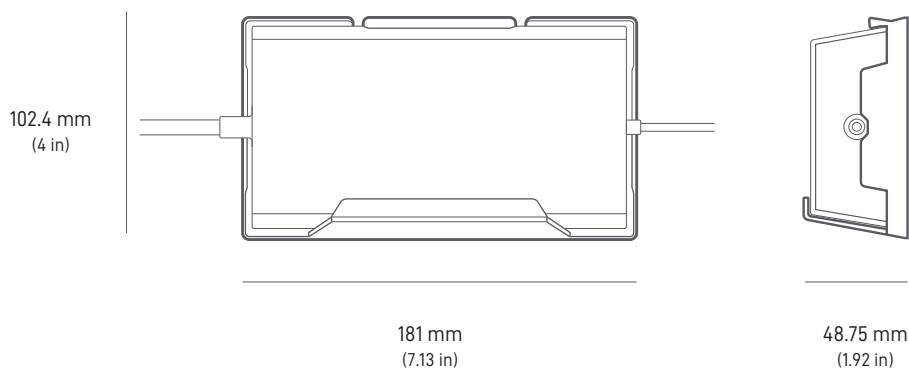
Drill, Marker, #2 Phillips Screwdriver, 4 mm  
(5/32 in) Drill bit (no anchors) or 7 mm  
(9/32 in) Drill bit (wall anchors)

**Package Dimensions:**

250 x 165 x 85 mm (9.8 x 6.5 x 3.3 in)

**Package Weight:**

0.34 kg (0.75 lbs)



## STANDARD CABLE | 15 m (49.2 ft)

The 15m cable is designed to replace the Standard 15m Cable from the Starlink Kit in case of damage or if you need an extra cable outside of your permanent installation.

**Compatibility:**

Starlink Standard

**Cable Length:**

15 m (49.2 ft)

**Package Dimensions:**

135 x 50 x 360 mm (5.3 x 2 x 14.2 in)

**Package Weight:**

1 kg (2.2 lbs)



## STANDARD CABLE | 45 m (147.6 ft)

The 45m cable is designed to replace the Standard 15m Cable from the Starlink Kit when additional length is needed between your install location and the router.

**Compatibility:**

Starlink Standard

**Cable Length:**

45 m (147.6 ft)

**Package Dimensions:**

89 x 311 x 324 mm (3.5 x 12.3 x 12.76 in)

**Package Weight:**

2.9 kg (6.4 lbs)

